

### Strategy details

Inception	1 March 2016
Min. initial investment (direct)	£20,000
Min. initial investment (platform)	£1,000
Rebalancing strategy (min.)	Quarterly
Currency	£ GBP
Annual yield (current)	3.01%

### Charges

Annual management charge (direct)	0.75%
Annual management charge (platform)*	0.30%
Ongoing charges figure	0.58%

\*Not including platform fees.

### Investment objective

To assist investors looking to preserve their capital in real (inflation-adjusted) terms over the medium to longer term but who feel comfortable with some moderate fluctuation in values.

### Risk profile

The strategy is managed in accordance with Dynamic Planner risk profile 4 and is part of their Risk Targeted Managed ('RTM') offering. The strategy's expected volatility is targeted to stay within the assigned Dynamic Planner risk profile's boundaries.



### About the Risk Targeted Managed Service

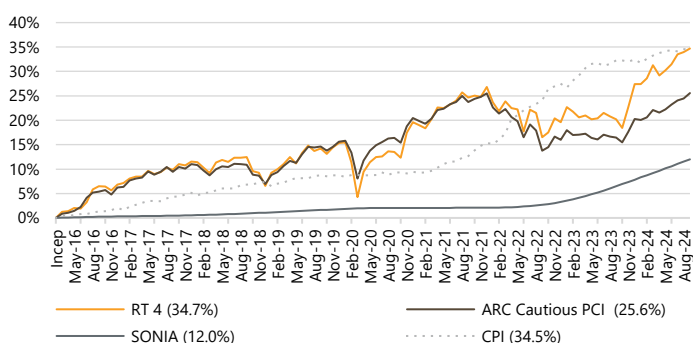
Our Risk Targeted ('RT') Managed Service consists of five actively managed investment growth strategies (Risk Targeted 3-7). Each strategy has a different level of risk and expected return, and are rigorously mapped within the volatility boundaries assigned to specific Dynamic Planner risk profiles (RTM 3-7).

### Investment update

Although equity markets saw a wide dispersion of returns in September, all key regions remain firmly in positive territory so far this year. Weaker employment and consumer confidence data drove the US Federal Reserve to announce the first interest rate cut since March 2020, which was welcomed by financial markets. The European Central Bank also cut rates for the second time in response to some disappointing economic data that dampened investor confidence somewhat. Short-term sentiment in the UK was also knocked by data showing that wage pressures remain firm and concerns around the potential impact of the upcoming budget. The strongest returns came from Asian markets, which were driven by the announcement of a huge stimulus package in China. As would be expected, the more dovish sentiment benefitted fixed income assets with sovereign bond yields across all key regions falling (and values rising). Investment grade credit and higher yielding areas of fixed interest markets also produced strong returns. A backdrop of generally resilient global economic growth, moderating global inflation and reductions in interest rates should continue to be supportive for a wide range of asset classes for the rest of the year and into 2025. As such, we remain positive on the outlook for equities, with our exposure skewed to areas of relative economic strength (US and Asia). We also continue to see recovery and structural change potential in Japan and value opportunities in Europe and the UK. As a result, no changes were made over the month and the strategy remains at the upper end of its Dynamic Planner risk profile. Fixed interest markets are benefiting from reduced inflation and interest rates and our increased exposure and longer maturity profile have been working well. We have been gradually reducing our alternatives exposure in favour of fixed income however our market neutral 'absolute return' funds continue to deliver positive (absolute) returns regardless of market conditions.

### Performance

#### Inception performance



#### Cumulative performance

	1yr	3yr	5yr	10yr
RT 4	12.1%	8.0%	17.9%	-
ARC Cautious PCI (10-50% eq.)	7.8%	1.5%	9.6%	-
SONIA	5.2%	9.7%	10.2%	-
CPI	1.7%	19.4%	23.7%	-

#### Annualised performance

	1yr	3yr	5yr	10yr
RT 4	12.1%	2.6%	3.4%	-
ARC Cautious PCI (10-50% eq.)	7.8%	0.5%	1.8%	-
SONIA	5.2%	3.1%	2.0%	-
CPI	1.7%	6.1%	4.3%	-

#### Discrete performance

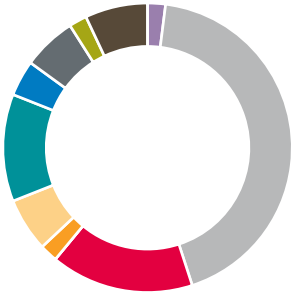
	YTD	2023	2022	2021	2020	2019
RT 4	5.7%	6.5%	-5.7%	6.1%	3.7%	8.2%
ARC Cautious PCI (10-50% eq.)	4.4%	3.7%	-7.6%	4.2%	4.2%	8.1%
SONIA	3.9%	4.4%	1.1%	0.1%	0.2%	0.7%
CPI	1.5%	3.9%	10.5%	5.4%	0.7%	1.3%

Source: Bordier UK & FE Analytics as at 30.09.24.

Bordier UK returns net of 0.30% AMC. VAT applied to AMC from inception (01.03.16) until 31.08.21. Latest ARC PCI data is provisional. Past performance is not a guide to future results. See full risk warning overleaf.

**Asset allocation**

**Sector breakdown**

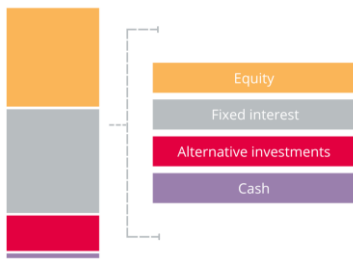


Sector	%
Cash	2
Fixed interest	43
Alternatives	16
UK equity (income)	2
UK equity (growth)	6
US equity	12
European equity	4
Asia-Pacific ex Japan equity	6
Japanese equity	2
Thematic and global equity	7

**Top 10 holdings**

Fund	%
Vanguard UK Long Duration Gilt Index	8
Fidelity Strategic Bond	6
Janus Henderson Absolute Return	6
Janus Henderson Strategic Bond	6
Premier Miton US Opportunities	6
TwentyFour Corporate Bond	6
Artemis Short-Duration Strategic Bond	5
Schroder Strategic Credit	5
TM Tellworth UK Select	5
Vanguard Global Bond Index	5

**Asset class breakdown**



Note: For illustrative purposes only.

Source: FE Analytics as at 30.09.24

**Third-party platform availability**

We work with the following platforms:



Please enquire about the service for your chosen platform.

**Contact us**

For further information on this strategy or any of our other investment services please contact a member of our sales team:

t: +44 (0)20 7667 6600  
e: sales@bordieruk.com  
w: bordieruk.com



**Bordier & Cie (UK) PLC | Specialist Investment Manager**  
23 King Street | St James's | London SW1Y 6QY

Corporate winner or shortlisted for over 100 prestigious industry awards since 2014

**Important information**

The value of an investment and any income from it may fall as well as rise, may be affected by exchange rate fluctuations and you may not get back the amount you originally invested. The information in this factsheet does not constitute an offer of, or an invitation to buy or sell any security. Levels and bases of tax can change. The securities detailed in this factsheet may not be suitable for all investors. The model portfolio is applied to client accounts by the platform provider but it may take some time for the client accounts to mirror the model. Please note that the calculated OCF from FE Analytics may vary from that stated by your chosen platform provider. Bordier & Cie (UK) PLC recommends that you seek the advice of your financial adviser.

Issued by Bordier & Cie (UK) PLC, 23 King Street, St James's, London SW1Y 6QY. Authorised and regulated by the Financial Conduct Authority. Incorporated in England No. 1583393, registered office as above.