

September 2024

Strategy details

Inception	2 July 2012
Min. initial investment	£20,000
Rebalancing strategy (min.)	Quarterly
Currency	£ GBP
Annual yield (current)	2.24%
Annualised volatility	7.47%

Annualised 3-year volatility data as at 30.09.24

Charges

Annual management charge	0.75%
Ongoing charges figure	0.65%

Investment objective

To build capital in real (inflation-adjusted) terms over the medium to longer term. Investors should expect reasonable correlation to stock market behaviour and rewards, including quite sharp fluctuations in values, but also some protection in times of market weakness.

Risk profile

The strategy is managed with a maximum target of 60% equity market exposure and is categorised as a Bordier Risk Profile 3.



About the Managed Portfolio Service

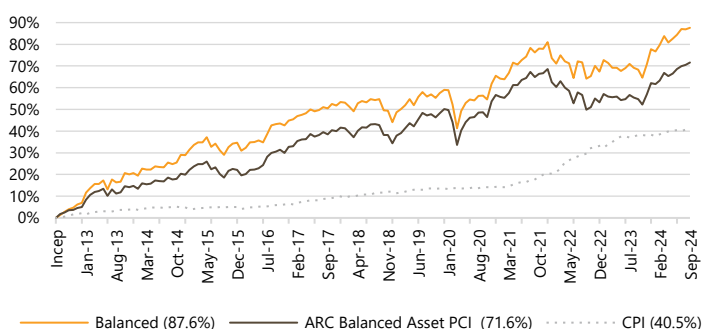
Our Managed Portfolio Service ('MPS') has been awarded the maximum Defaqto 5 stars as a solution for advisers to manage client assets directly with Bordier UK. The service offers five actively managed investment strategies ranging from Defensive to Adventurous. Each strategy has a different level of risk and potential return, with risk categorised by equity market exposure that increases in increments of 20% for each strategy, and the ability to select an income option to benefit from regular income from the strategy as well as potential long-term capital growth.

Investment update

Although equity markets saw a wide dispersion of returns in September, all key regions remain firmly in positive territory so far this year. Weaker employment and consumer confidence data drove the US Federal Reserve to announce the first interest rate cut since March 2020, which was welcomed by financial markets. The consensus view is for two further cuts this year followed by four more in 2025. The European Central Bank also cut rates for the second time in response to some disappointing economic data that dampened investor confidence somewhat. Short-term sentiment in the UK was also knocked by data showing that wage pressures remain firm and concerns around the potential impact of the upcoming budget. The strongest returns came from Asian markets, which were up over 7% in local currency terms. The key driver was the announcement of a huge stimulus package in China, which included cutting rates, releasing liquidity in the banking system, issuing the equivalent of c.\$285bn worth of bonds and providing further support to the ailing property sector. As would be expected, the more dovish sentiment benefitted fixed income assets with sovereign bond yields across all key regions falling (and values rising). Investment grade credit and higher yielding areas of fixed interest markets also produced strong returns. A backdrop of generally resilient global economic growth, moderating global inflation and reductions in interest rates should continue to be supportive for a wide range of asset classes for the rest of the year and into 2025. As such, we remain positive on the outlook for equities, with our exposure skewed to areas of relative economic strength (US and Asia). We also continue to see recovery and structural change potential in Japan and value opportunities in Europe and the UK. As a result, we currently see no need to alter our regional positioning. No changes were made over the month and the strategy remains at top end of its allowable equity range. Fixed interest markets are benefiting from reduced inflation and interest rates and our increased exposure and longer maturity profile have been working well. We have been gradually reducing our alternatives exposure in favour of fixed income however our market neutral 'absolute return' funds continue to deliver positive (absolute) returns regardless of market conditions.

Performance

Inception performance



Cumulative performance

	1yr	3yr	5yr	10yr
Balanced (60% eq.)	11.5%	6.4%	19.5%	50.3%
ARC Balanced Asset PCI (30-70% eq.)	10.9%	4.1%	16.1%	45.8%
CPI	1.7%	19.4%	23.7%	33.8%

Annualised performance

	1yr	3yr	5yr	10yr
Balanced (60% eq.)	11.5%	2.1%	3.6%	4.2%
ARC Balanced Asset PCI (30-70% eq.)	10.9%	1.3%	3.0%	3.8%
CPI	1.7%	6.1%	4.3%	3.0%

Discrete performance

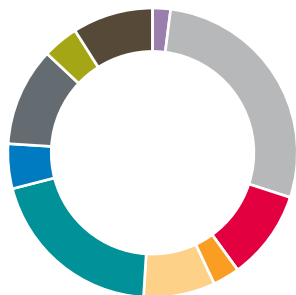
	YTD	2023	2022	2021	2020	2019
Balanced (60% eq.)	5.6%	6.1%	-7.4%	9.3%	4.2%	10.3%
ARC Balanced Asset PCI (30-70% eq.)	5.9%	5.8%	-9.1%	7.6%	4.3%	11.7%
CPI	1.5%	3.9%	10.5%	5.4%	0.7%	1.3%

Source: Bordier UK & FE Analytics as at 30.09.24.

Bordier UK returns net of 0.75% AMC. VAT applied to AMC from inception (02.07.12) until 31.08.21. Latest ARC PCI data is provisional. Past performance is not a guide to future results. See full risk warning overleaf.

Asset allocation

Sector breakdown

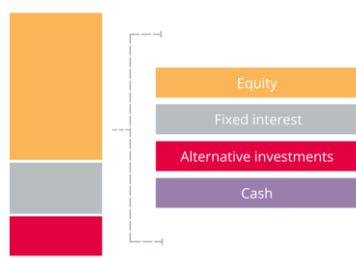


Sector	%
Cash	2
Fixed interest	28
Alternatives	10
UK equity (income)	3
UK equity (growth)	8
US equity	20
European equity	5
Asia-Pacific ex Japan equity	11
Japanese equity	4
Thematic and global equity	9

Top 10 holdings

Fund	%
TwentyFour Corporate Bond	7
Vanguard UK Long Duration Gilt Index	6
Fidelity American Growth	5
Janus Henderson Strategic Bond	5
Premier Miton US Opportunities	5
Arbrook American Equities	4
Invesco Asian	4
JOHCM UK Growth	4
Ninety One UK Alpha	4
Schroder ISF Asian Total Return	4

Asset class breakdown



Note: For illustrative purposes only.

Source: FE Analytics as at 30.09.24

Contact us

For further information on this strategy or any of our other investment services please contact a member of our sales team:

t: +44 (0)20 7667 6600
e: sales@bordieruk.com
w: bordieruk.com



Bordier & Cie (UK) PLC | Specialist Investment Manager
23 King Street | St James's | London SW1Y 6QY

Corporate winner or shortlisted for over 100 prestigious industry awards since 2014

Important information

The value of an investment and any income from it may fall as well as rise, may be affected by exchange rate fluctuations and you may not get back the amount you originally invested. The information in this factsheet does not constitute an offer of, or an invitation to buy or sell any security. Levels and bases of tax can change. The securities detailed in this factsheet may not be suitable for all investors. The model portfolio is applied to client accounts by the platform provider but it may take some time for the client accounts to mirror the model. Bordier & Cie (UK) PLC recommends that you seek the advice of your financial adviser.

Issued by Bordier & Cie (UK) PLC, 23 King Street, St James's, London SW1Y 6QY. Authorised and regulated by the Financial Conduct Authority. Incorporated in England No. 1583393, registered office as above.