

August 2024

Strategy details

Inception	2 July 2012
Min. initial investment	£20,000
Rebalancing strategy (min.)	Quarterly
Currency	£ GBP
Annual yield (current)	2.61%
Annualised volatility	6.21%

Annualised 3-year volatility data as at 31.08.24

Charges

Annual management charge	0.75%
Ongoing charges figure	0.60%

Investment objective

To assist investors looking to preserve their capital in real (inflation-adjusted) terms over the medium to longer term but who feel comfortable with some moderate fluctuation in values.

Risk profile

The strategy is managed with a maximum target of 40% equity market exposure and is categorised as a Bordier Risk Profile 2.



About the Managed Portfolio Service

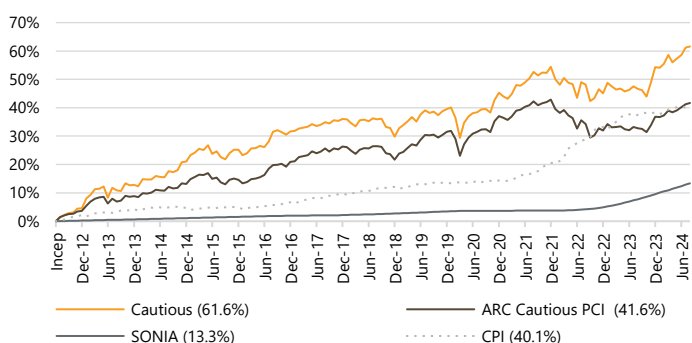
Our Managed Portfolio Service ('MPS') has been awarded the maximum Defaqto 5 stars as a solution for advisers to manage client assets directly with Bordier UK. The service offers five actively managed investment strategies ranging from Defensive to Adventurous. Each strategy has a different level of risk and potential return, with risk categorised by equity market exposure that increases in increments of 20% for each strategy, and the ability to select an income option to benefit from regular income from the strategy as well as potential long-term capital growth.

Investment update

August was a volatile month for markets. Equity markets initially sold off aggressively on the back of weak manufacturing and jobs data from the US, stoking fears of a looming recession. Sentiment then shifted and markets staged a strong recovery as the weaker economic data increased expectations of imminent rate cuts in the US. Most markets ended the month in positive territory. Interest rate sensitive sectors performed particularly well and it is encouraging to see some broadening in market leadership and strength in value sectors that have been somewhat recently overlooked. The more dovish backdrop provided a strong environment for fixed income markets and sent the Barclays Global Aggregate Index up over 2% in local currency terms as yields fell. Expectations are now for 25 basis point cuts at each of the US Federal Reserve's next three monthly meetings. Investment grade credit also performed well as positive news flow suggests that the corporate sector is in good health and balance sheets are relatively strong. After an extraordinary period of rate hikes, it is encouraging to see a more 'normal' market environment developing in which a period of weakness for equity markets saw a strong period from fixed income assets. We remain comfortable at the top end of the strategy's allowable equity range, as such no asset allocation changes were made over the month. Inflationary pressures have substantially subsided, which should support further easing in monetary policy across the developed world, with the now expected first rate cut in the US likely to be a key milestone. Expectations regarding the strength of the global economy have incrementally improved and growth of 3% per annum over the next three years is expected – an acceptable level that should be supportive for risk assets. Within fixed income, exposure remains to both longer-dated fixed income assets and to investment grade credit where yields still offer some relative value and default rates look set to stay low. Our core alternatives funds continue to perform very well and high stock dispersion provides a good environment for skilled stockpickers (especially long/short market neutral strategies). We have reduced our exposure more recently however as the opportunity set within conventional fixed income markets has improved.

Performance

Inception performance



Cumulative performance

	1yr	3yr	5yr	10yr
Cautious (40% eq.)	10.2%	5.9%	16.9%	37.3%
ARC Cautious PCI (10-50% eq.)	6.7%	-0.4%	8.8%	26.3%
SONIA	5.2%	9.3%	9.8%	12.3%
CPI	1.9%	19.4%	23.4%	33.5%

Annualised performance

	1yr	3yr	5yr	10yr
Cautious (40% eq.)	10.2%	1.9%	3.2%	3.2%
ARC Cautious PCI (10-50% eq.)	6.7%	-0.1%	1.7%	2.4%
SONIA	5.2%	3.0%	1.9%	1.2%
CPI	1.9%	6.1%	4.3%	2.9%

Discrete performance

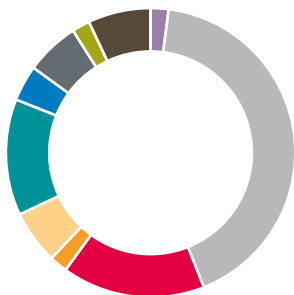
	YTD	2023	2022	2021	2020	2019
Cautious (40% eq.)	4.7%	6.4%	-6.1%	6.3%	4.2%	7.5%
ARC Cautious PCI (10-50% eq.)	3.5%	3.7%	-7.6%	4.1%	4.2%	8.1%
SONIA	3.5%	4.4%	1.1%	0.1%	0.2%	0.7%
CPI	1.2%	3.9%	10.5%	5.4%	0.7%	1.3%

Source: Bordier UK & FE Analytics as at 31.08.24.

Bordier UK returns net of 0.75% AMC. VAT applied to AMC from inception (02.07.12) until 31.08.21. Latest ARC PCI data is provisional. Past performance is not a guide to future results. See full risk warning overleaf.

Asset allocation

Sector breakdown




Sector	%
Cash	2
Fixed interest	42
Alternatives	16
UK equity (income)	2
UK equity (growth)	6
US equity	13
European equity	4
Asia-Pacific ex Japan equity	6
Japanese equity	2
Thematic and global equity	7

Top 10 holdings

Fund	%
Vanguard UK Long Duration Gilt Index	8
Fidelity Strategic Bond	6
Janus Henderson Absolute Return	6
Janus Henderson Strategic Bond	6
TwentyFour Corporate Bond	6
Man GLG Alpha Select Alternative	5
Premier Miton US Opportunities	5
Schroder Strategic Credit	5
TM Tellworth UK Select	5
Vanguard Global Bond Index	5

Asset class breakdown



Note: For illustrative purposes only.

Source: FE Analytics as at 31.08.24

Contact us

For further information on this strategy or any of our other investment services please contact a member of our sales team:

t: +44 (0)20 7667 6600
e: sales@bordieruk.com
w: bordieruk.com



Bordier & Cie (UK) PLC | Specialist Investment Manager
23 King Street | St James's | London SW1Y 6QY

Corporate winner or shortlisted for over 100 prestigious industry awards since 2014

Important information

The value of an investment and any income from it may fall as well as rise, may be affected by exchange rate fluctuations and you may not get back the amount you originally invested. The information in this factsheet does not constitute an offer of, or an invitation to buy or sell any security. Levels and bases of tax can change. The securities detailed in this factsheet may not be suitable for all investors. The model portfolio is applied to client accounts by the platform provider but it may take some time for the client accounts to mirror the model. Bordier & Cie (UK) PLC recommends that you seek the advice of your financial adviser.

Issued by Bordier & Cie (UK) PLC, 23 King Street, St James's, London SW1Y 6QY. Authorised and regulated by the Financial Conduct Authority. Incorporated in England No. 1583393, registered office as above.